

APL+Win Menu and Toolbar Items in APL64

The development of APL64 is an opportunity to update and enhance the available menu items of the developer version GUI. This guide is organized by APL+Win menu items indicating their disposition in APL64.

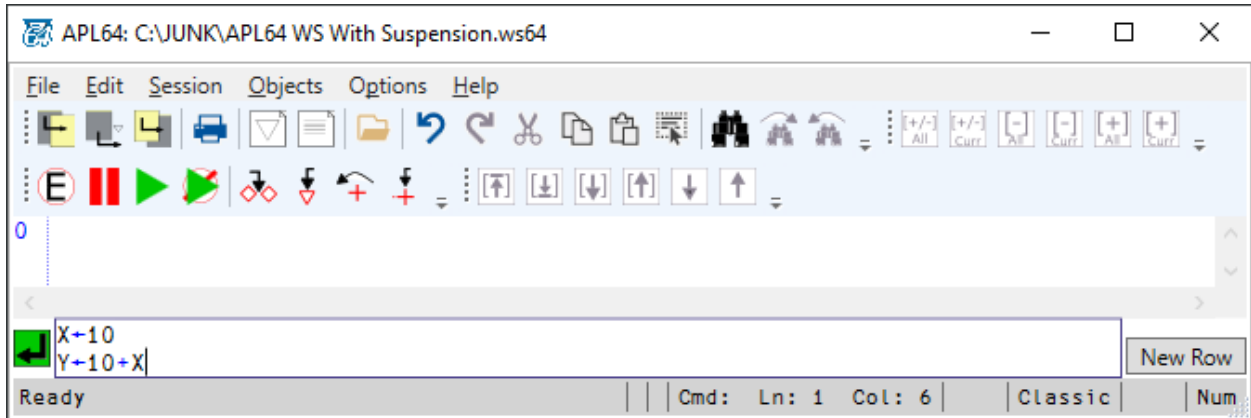
APL+Win Menu Item	APL64 Menu Item	Notes
File Clear	Session Clear Current Workspace	Associated with Clear Session History
Edit Gather	Same location	Enhanced features
Edit Enable Unicode Clipboard		Deprecated: APL64 is Unicode-based
Edit Control Structure Keywords	Available on the Keyword Navigation toolbar on the APL64 main window and the function editor pane	
Edit Match Parens Edit Match Parens Match Parens Edit Match Parens Match and Tag Parens	Renamed: Match Glyphs Renamed: Match Glyphs Renamed: Match and Tag Glyphs	
Edit Outlining	Available on the Outlining toolbar on the APL64 main window and the function editor pane	
Edit Executed Lines	Renamed: APL Statements from the History	Enhanced features
Edit Insert	Moved to variable editor	Support for floating panes
Edit Delete Row		
Edit Delete Column		
Edit Change Type		
View Standard Toolbar	Moved to Session Standard Toolbar	
View Code Walker Toolbar	Moved to Session Debug Toolbar	
View Status Bar	Moved to Session Status bar	
View APL Keyboard	Moved to Session APL Virtual Keyboard	
View Idioms Manager		Deprecated
View Customize Toolbars		Deprecated
Objects Localize	Available as the 'Local Name' ToolbarButton on the function editor pane	Support for floating panes.
Objects Close	Moved to Function and Variable Editors	Support for floating panes
Objects Save		
Objects Save and End		
Objects Save As		
Objects [Recent Objects List]	Objects Recent Object Names	Enhanced features
Walk	Moved to Session Debugger	Support for floating panes
Tools		Enhanced features
Options Color	Same location	Enhanced features
Options Editor	Moved to Objects and File Print Options	

Options Editor Options Copy Line	Moved to Edit Copy & Cut Current Text Without Selection	Enhanced features
Options Editor Printer Margins	Moved to File Print Options	Enhanced features
Options Preferences Line Markers	Moved to Objects and Session menus as appropriate	
Options Preferences Most Recently Used WSS	Moved to File XLoad Selected Recent Workspace	
Options Preferences Miscellaneous	Moved to Session	
Options Preferences Miscellaneous Classic APL Keyboard	N/A	Deprecated
Options Preferences Miscellaneous Use Recycle Bin on Drop	N/A	Not available in cross-platform environment
Options Preferences Line Retention	Session Maximum Number of APL Executable Statements History	
Options Preferences Date Format	N/A	Deprecated
Options Preferences Mouse Button Functions	Moved to Objects Left Mouse Double Click: Open Object Named at Caret	Simplified
Options Font for Screen	N/A	Deprecated: APL64 is Unicode-based and incorporates the APL385 font.
Options Font for Printer		
Options Tools	N/A	Deprecated
Options Confirm Exit	Moved to Session Confirm Exit	
Options Save Settings on Exit	Moved to Session Configuration Settings	Enhanced features
Options Save Settings Now		
Options Enable Callbacks	N/A	Deprecated: Unnecessary in APL64
Options Responsiveness		
Options Multiple Execution		
Window Next Pane	Use Ctrl+Tab	Panes can float in APL64
Window Previous Pane		
Window Cascade	Moved to Objects Editors Pane Format	Support for floating panes
Window Tile Horizontal		
Window Tile Vertical		
Window Arrange Icons		
Window Close All		
Window Iconize All		
Window Active Windows List	Moved to Session Active Panes List	

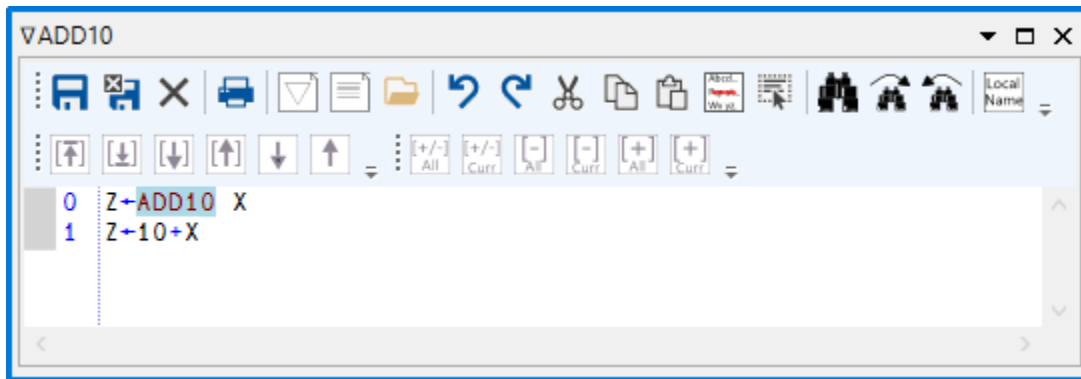
Toolbars in APL64

Toolbars available in APL+Win are generally available in APL64, but because the Editor, Debugger and State indicator panes can be docked or floated, toolbars are incorporated into the applicable panes. The toolbar buttons in a pane are active only when the content of the pane has keyboard focus.

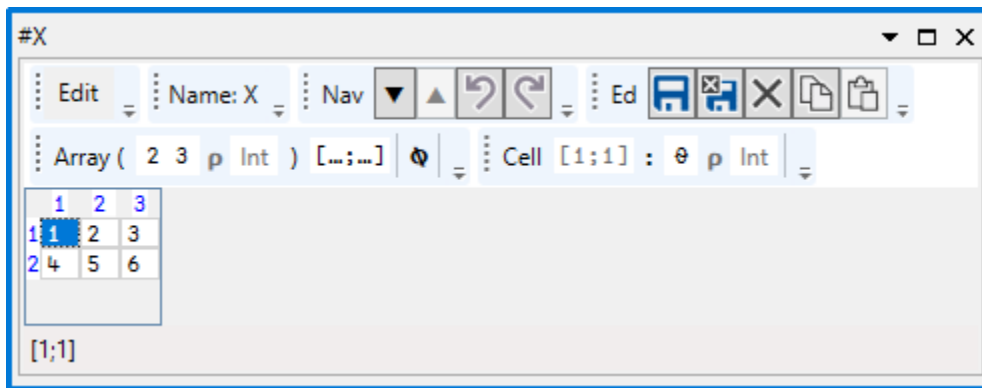
APL Command Line:

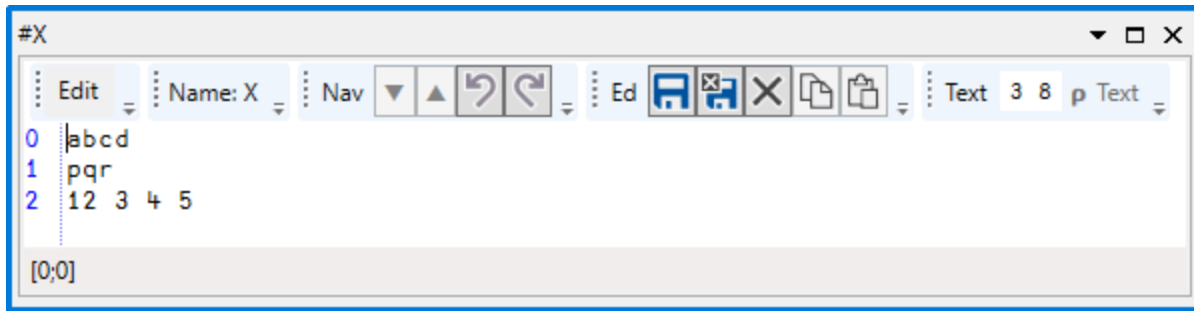


Function Editor Pane:

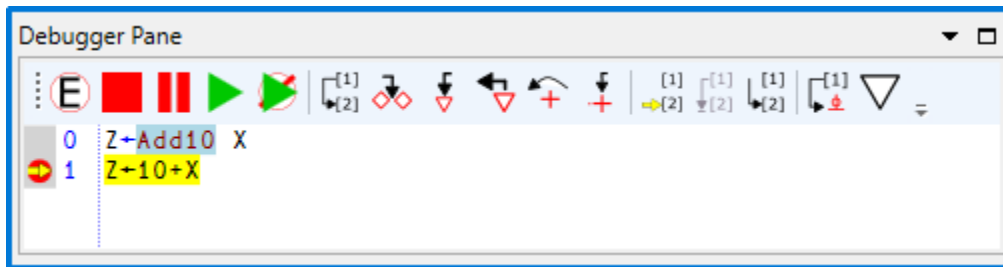


Variable Editor Pane:

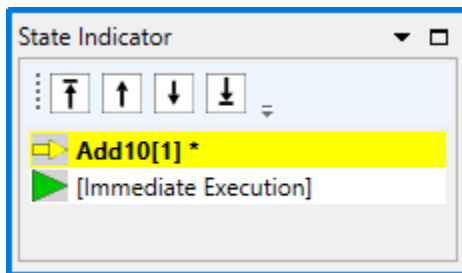




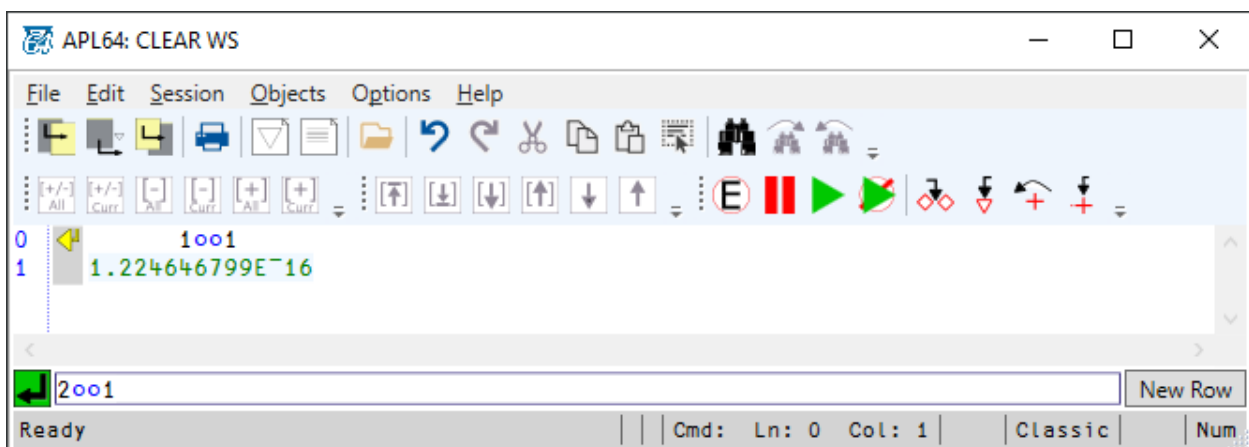
Debugger Pane:



State Indicator Pane:



History and APL Command Line:



Session | Active Panes List

To move the focus to a selected pane [Left] click the name of the pane in the Active Panes List or navigate to the Active Panes List, select the name of a pane and click Enter. The Ctrl+Tab and Ctrl+Shift+Tab keystrokes may also be used to focus on a selected active pane.

